

FOR INFORMATIONAL PURPOSES ONLY – NOT INTENDED FOR FURTHER DISTRIBUTION | FOR INSTITUTIONAL INVESTORS ONLY, NOT FOR USE WITH RETAIL INVESTORS | CERTAIN INDICES OR STRATEGIES ARE NOT AVAILABLE FOR US PERSONS AND ARE SUBJECT TO INTERNAL REVIEW | AS APPLICABLE IN CANADA TO ENTITIES QUALIFYING OF EITHER AS 'ACCREDITED COUNTERPARTIES', 'QUALIFIED PARTIES' OR 'PERMITTED CLIENTS' DEPENDING ON APPLICABLE RULES.



**BNP PARIBAS CATALYST
SYSTEMATIC ALPHA INDEX II**



BNP PARIBAS

**The bank
for a changing
world**



ABOUT BNP PARIBAS

With strong roots anchored in Europe's banking history, BNP Paribas supports its clients and employees in today's changing world and has positioned itself as a leading bank in the Eurozone and a prominent international banking institution.

BNP Paribas is one of the world's largest banks by assets, with three major business lines: Corporate & Institutional Banking, Domestic Markets and International Financial Services providing a substantial diversified asset base.

With offices in 65 countries across five continents and nearly 190,000 employees, BNP Paribas offers wide coverage of financial markets and an extensive global banking network. In 2021, revenues totaled \$54.7 billion in revenues, with \$11.2 billion in net income attributable to equity holders.

INTRODUCING

BNP Paribas Catalyst Systematic Index II

The BNP Paribas Catalyst Systematic Alpha Index II (the "BNP Paribas CASA Index II") is a *Rules-Based Index designed to capitalize on Structural Inefficiencies and Behavioral Biases* (risk premia) present within the equity, fixed-income, commodity, and currency markets. The BNP Paribas CASA Index II is composed of six rules-based Index Components created by BNP Paribas (each, a "BNP Paribas Index Component"), some of which are also composed of rules-based indices created by BNP Paribas.

The BNP Paribas CASA Index II seeks to generate positive risk-adjusted returns that exhibit low to moderate correlation to the equity, fixed-income, commodity, and currency markets and may be an effective complement to strategies that rely on more traditional security selection methods.

Definitions

A **Rules-Based Index** is an index where the weightings of the components are determined following a pre-defined algorithmic set of rules and proprietary formulas.

Structural Inefficiencies are price and/or rate of return distortions in financial markets that seem to contradict the efficient-market hypothesis.

Behavior Biases are psychological, social, cognitive, and emotional factors that affect economic decisions of market participants.

THE BNP PARIBAS CASA INDEX II WAS CREATED BY BNP PARIBAS IN COOPERATION WITH CATALYST INVESTMENT ADVISORS IN THREE PHASES:

1.

SURVEY RISK PREMIA LANDSCAPE

Break down **Absolute Return** investment strategies into individual sources of return, i.e. risk premia.

2.

SELECT INVESTABLE RISK PREMIA

Six risk premia and the respective BNP Paribas Index Components that access them were selected to seek diversification of returns over a variety of market environments and time horizons.

3.

DYNAMIC ALLOCATION

Each day the BNP Paribas CASA Index II allocates a leveraged amount across the six BNP Paribas Index Components in an attempt to achieve positive risk-adjusted returns while maintaining equal risk exposure to carry, momentum, and volatility risk premia.

About risk premia

Many absolute return and hedged investment strategies that utilize publically traded instruments can be broken down into individual sources of return; these individual sources of return are known by practitioners and academics as risk premia.

Risk Premia are defined as sources of return for the risks taken that are systematically accessible, persistent and are beyond traditional broad market instruments.

Index Fees - The BNP Paribas CASA Index II levels are shown net of rebalancing fees, replication fees, and annual fees of the BNP Paribas CASA Index II and the BNP Paribas Index Components and their respective sub-components. Rebalancing fees will vary during different market conditions. If BNP Paribas is able to rebalance the index at a lower fee amount than the level of fees established for such index, this could potentially result in greater profitability for BNP Paribas, as the lower fee will not be reflected in the level of the BNP Paribas CASA Index II. For more information about these fees, please contact: bnpp.casa.index@us.bnpparibas.com.

The BNP Paribas CASA Index II is an "Excess Return" index, and reflects the performance of the BNP Paribas Index Components, which require little or no cash to obtain the economic exposure and risk that is the objective of the BNP Paribas CASA Index II. The BNP Paribas CASA Index II level does not reflect interest from cash instruments or other related returns that might be realized when obtaining the performance of an index that would require a cash investment equal to the value of the BNP Paribas CASA Index II.

See risk factors section for additional index disclosures.

Definitions

Absolute Return strategies aim to produce a positive return, even when markets are volatile, flat or falling.

SURVEY

Risk Premia Strategies

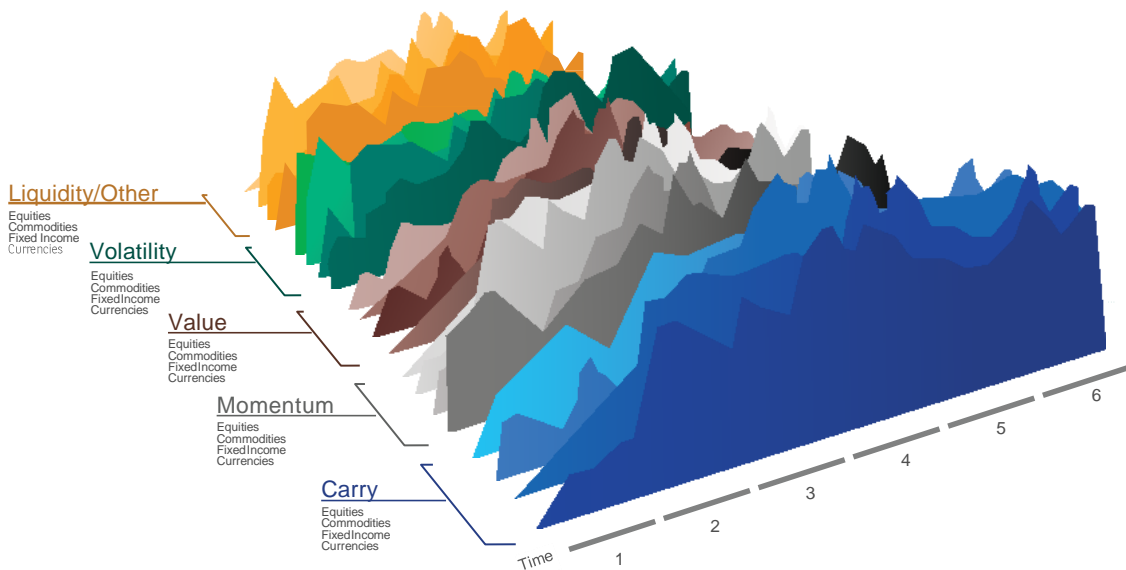
Most risk premia are not readily observable like traditional market instruments such as equities, fixed income, commodities, currency, or common equity benchmarks and instead must be extracted from traditional market instruments through long/short trading techniques and strategies. The study of risk premia and how it can be extracted from the markets has been a common research topic of academics and practitioners for over a decade and has produced a **Large Range** of techniques, viewpoints, and methods to consider.

BNP Paribas, in cooperation with Catalyst Investment Advisors, surveyed a broad sample of the available academic research on risk premia as well as observed numerous absolute return investment strategies and their respective theoretical underlying risk premia. The findings of this survey helped to inform the decision to only consider risk premia that met the below criteria in the BNP Paribas CASA Index II.

Only consider risk premia that met the below criteria in the BNP Paribas CASA Index II:



Sample list of risk premia considered and representation of change over time:



For Illustrative Purposes Only, not representative of actual returns or investable strategies

Definitions

Liquidity describes the degree to which an asset or security can be quickly bought or sold in the market without affecting the asset's price.

Large Range recent academic research cites over 59 different risk premia:

https://papers.ssrn.com/sol3/papers.cfm?abstract_id=2766850

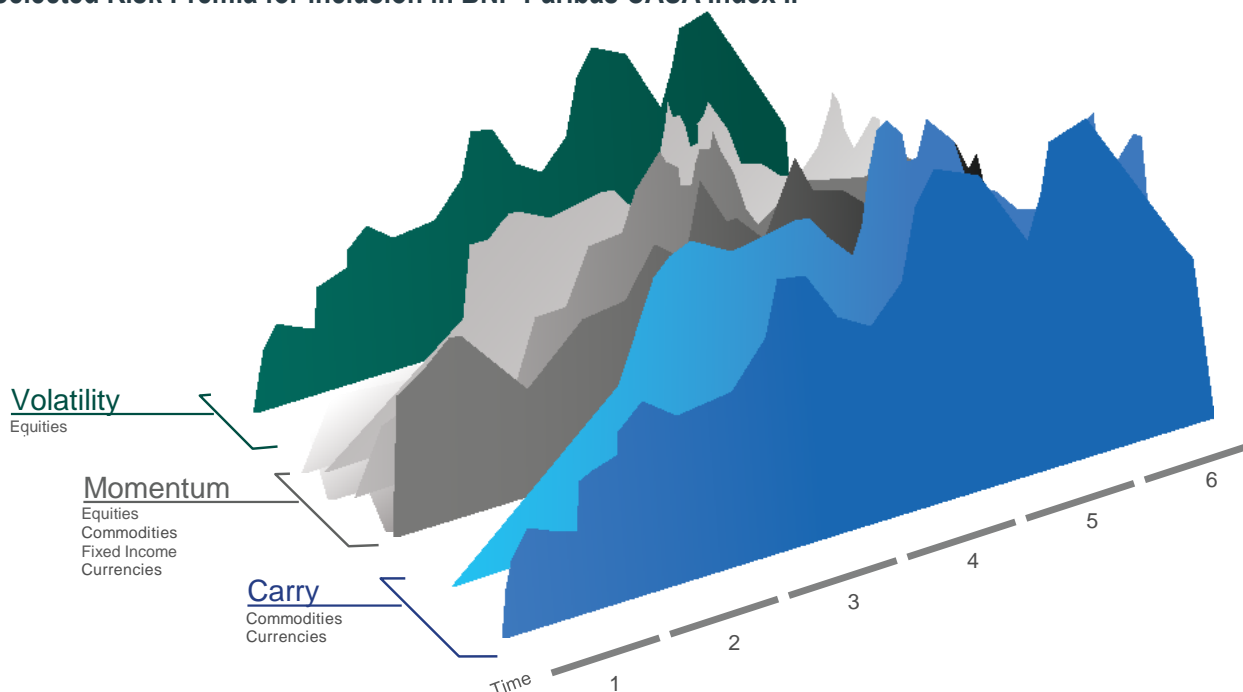
SELECT

Risk Premia Strategies

From the range of risk premia surveyed, BNP Paribas, in cooperation with Catalyst Investment Advisors, selected six risk premia across equity, fixed-income, commodity, and currency for inclusion in the BNP Paribas CASA Index II.

The six risk premia were selected based on popularity amongst global macro absolute return strategies, historically persistent positive returns over a variety of market environments and time horizons, and historically low correlation of returns to one another and to the traditional broader market benchmarks such as the S&P 500, Russell 2000, MSCI EAFE, and Bloomberg US Aggregate Bond Indexes.

Selected Risk Premia for inclusion in BNP Paribas CASA Index II



For Illustrative Purposes Only, not representative of actual returns or investable strategies

VOLATILITY

- Aims to capture the behavioral tendency of markets to exaggerate implied or expected volatility.
- Typical Volatility Risk Premia strategies include being short an asset's expected end-of-day price standard deviation and being long exposure to an asset's realized end-of-day price standard deviation.

MOMENTUM

- Aims to capture the tendency for assets that have performed well in recent past to continue to perform well, and assets that have performed poorly in the recent past to continue to perform poorly.
- Typical Momentum Risk Premia strategies include being long exposure to high performing assets and short low performing assets

CARRY

- Aims to capture the tendency for higher yielding assets to outperform lower yielding assets over time.
- Typical Carry Risk Premia strategies include being long exposure to high carry assets and short low carry assets.

To access the selected risk premia, the BNP Paribas CASA Index II seeks exposure to the six BNP Paribas Index Components listed below:

	RISK PREMIA	BNP PARIBAS INDEX COMPONENTS	OVERVIEW DESCRIPTION	UNDERLYING INSTRUMENTS*
Volatility	Equities Volatility	BNP Paribas Dynamic Volatility Roll Down US Index (BNPIDVRU)	Systematic strategy aiming at capturing the carry and mean-reversion premium of Equity Volatility by providing dynamic short exposure to the front month VIX future in order to (i) capture the usual positive carry of a short volatility position; and (ii) benefit from the mean-reversion behavior of the front month VIX futures.	<ul style="list-style-type: none"> First and Second month VIX Index Futures Contracts
	Equities Momentum Commodities Momentum Fixed Income Momentum	BNP Paribas Multi Asset Diversified 5 Index (BNPIMAD5)	Systematic strategy aiming at measuring the value of a hypothetical exposure to a range of asset classes and geographic regions based on momentum investing principles. On any given day, the methodology will allocate a greater percentage of the strategy towards components that would have resulted in the hypothetical portfolio with the highest past returns subject to a certain level of volatility and weighting constraints. The strategy also includes a risk control mechanism which seeks to maintain volatility at 5% on a daily basis.	<ul style="list-style-type: none"> Bloomberg Commodity ex-Agriculture and Livestock Capped Index S&P GSCI Gold Index Excess Return BNP Paribas US Equity Futures Index BNP Paribas USD 10Y Futures Index BNP Paribas Eurozone Equity Futures Index BNP Paribas EUR 10Y Futures Index BNP Paribas Japan Equity Futures Index BNP Paribas JPY 10Y Futures Index
Momentum	Rates Momentum	BNP Paribas Enhanced Kinetis Money Market Excess Return USD Index (BPMMMTW2)	Systematic strategy aiming at identifying and monetizing trends and roll-down premium in short term interest rates. The strategy is implemented by synthetically providing dynamic long or short exposure to 8 first quarterly interbank deposit futures contracts in USD and in EUR while targeting 4% volatility for each Index Component and 4% volatility for the Index as a whole.	<ul style="list-style-type: none"> BNP Paribas Money Market Access Euro 1st-4th Futures ER EUR Index BNP Paribas Money Market Access Euro 5th-8th Futures ER EUR Index BNP Paribas Money Market Access Eurodollar 1st-4th Futures ER USD Index BNP Paribas Money Market Access Eurodollar 5th-8th Futures ER USD Index
	Equities Momentum	BNP Paribas Intraday Trend US 2 Index (BNPXITU2)	Systematic strategy aiming at identifying and monetizing the daily intraday performance trend of the S&P 500 Index. The strategy is intended to reflect the hypothetical performance of a series of long, short, or zero, intraday positions in the E-mini S&P 500 Index Futures Contract.	<ul style="list-style-type: none"> E-mini S&P 500 Index Futures Contract
Carry	Currencies Carry	BNPP GALAXY G10 Excess Return USD Index (BPFXGGUR)	Systematic strategy aiming to monetize the carry risk premium in the G10 currency markets (USD, EUR, GBP, JPY, CHF, CAD, NOK, SEK, AUD, NZD) by taking exposure to currency pairs through the BNP Paribas FX 1M Spot Indices.	<p>Simulated 1-Month Forward Contracts in US Dollars (USD) vs:</p> <ul style="list-style-type: none"> Euro (EUR) British Pound (GBP) Australian Dollar (AUD) New Zealand Dollar (NZD) Canadian Dollar (CAD) Swiss Franc (CHF) Norwegian Krone (NOK) Swedish Krona (SEK) Japanese Yen (JPY)
	Commodities Carry	BNP Paribas Commodity Daily Dynamic Alpha Curve ex-Agriculture and Livestock ER Index (BNPIDSXA)	Systematic strategy aiming to provide exposure to the outperformance of a basket of commodity indices that implement a rules-based "Enhanced Roll" strategy, which aims at enhancing the roll yield by adjusting the rolling strategy based on the shape of each commodity forward curve.	<ul style="list-style-type: none"> NYMEX WTI Crude Oil Futures ICE Brent Futures Nymex NY Harbour ULSD Futures Nymex RBOB Gasoline Futures Nymex Henry Hub Natural Gas Futures ICE Low Sulphur Gas Oil Futures LME Aluminium Futures LME Zinc Futures LME Nickel Futures LME Copper Futures

*Underlying instruments may be accessed through other BNP Paribas Indices.

DYNAMIC ALLOCATION

Risk Premia Strategies

The BNP Paribas CASA Index II uses a rules-based dynamic allocation methodology that seeks to maintain exposure to the selected BNP Paribas Index Components while controlling for the overall level of risk.

On a daily basis, the BNP Paribas CASA Index II allocates a leveraged amount across the BNP Paribas Index Components based on two main principles:

- Risk Budgets - Seek equal risk exposure to carry, momentum, and volatility risk premia.
- Allocation Mechanism - Attempts to achieve exposure to BNP Paribas Index Components while not exceeding risk budgets.

Risk Budgeting

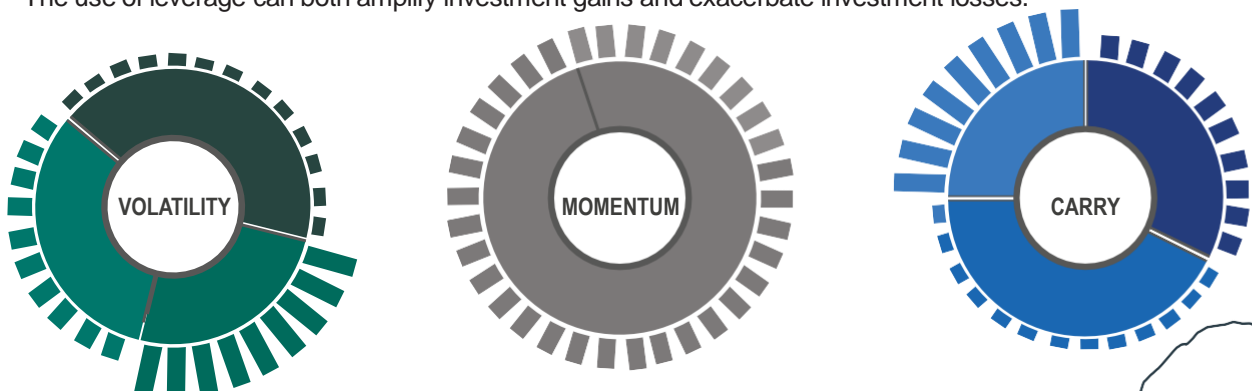
The weight that can be allocated to any BNP Paribas Index Component is limited by the relation between the BNP Paribas CASA Index II strategy's risk budget and recent historical volatility, up to a specified maximum weight.

- Each BNP Paribas Index Component was assigned a fixed risk budget at BNP Paribas CASA Index II inception.
- The risk budget for each BNP Paribas Index Component was determined based on historical volatility.
- The sum of the risk budgets for the carry, momentum, and volatility BNP Paribas Index Components are equal in an attempt to ensure the BNP Paribas CASA Index II maintains a diverse composition across a variety of market cycles.

Daily Allocation Mechanism

The BNP Paribas CASA Index II daily allocation mechanism attempts to maintain exposure to each BNP Paribas Index Component while adhering to each BNP Paribas Index Component's pre-defined risk budget.

- Each day the BNP Paribas CASA Index II will allocate a higher weight (up to a specified maximum) to the components that have exhibited near-term low volatility and a lower weight to components that have exhibited near-term high volatility.
- The BNP Paribas CASA Index II will employ leverage, meaning that the sum of the weights of the components may add up to 400%. The BNP Paribas CASA Index II employs leverage in an attempt to adhere to each BNP Paribas Index Component's pre-defined risk budgets.
- The use of leverage can both amplify investment gains and exacerbate investment losses.



KEY TAKEAWAYS

of the BNP Paribas CASA Index II



Rules Based

The BNP Paribas CASA Index II seeks exposure to risk premia strategies that are structurally, behaviorally, and economically rational, in a rules-based framework.

The BNP Paribas CASA Index II, including its mechanisms and underlying components, is fixed at inception and future market conditions may influence its effectiveness in achieving the aforementioned goals.



Diversification

The BNP Paribas CASA Index II Components have historically exhibited a low to moderate correlation of returns to traditional investments such as equity, fixed-income, commodity, currency, and traditional broad market instruments.

Market conditions can and may change over time; increasing correlations between BNP Paribas Index Components and traditional investments will decrease its diversifying qualities.



Risk Management

Potential reduction of volatility and magnitude of drawdowns during market corrections, the risk-budget allocation model attempts to generate positive risk-adjusted returns, while controlling risk with a daily allocation mechanism. Daily allocation mechanism includes the use of leverage, which can both amplify investment gains and exacerbate investment losses.

PERFORMANCE ANALYSIS

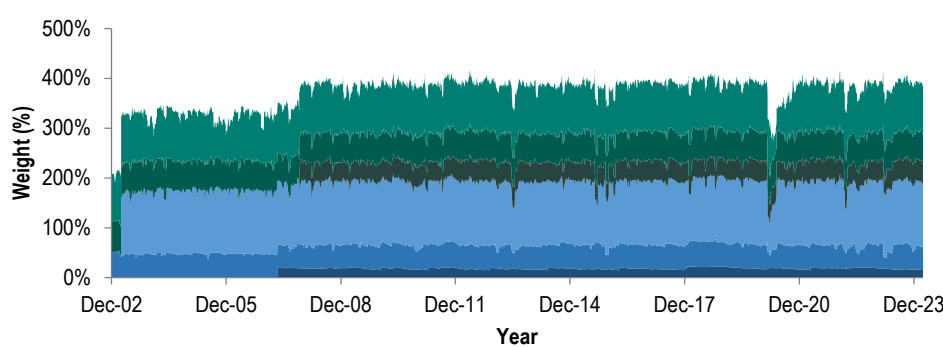
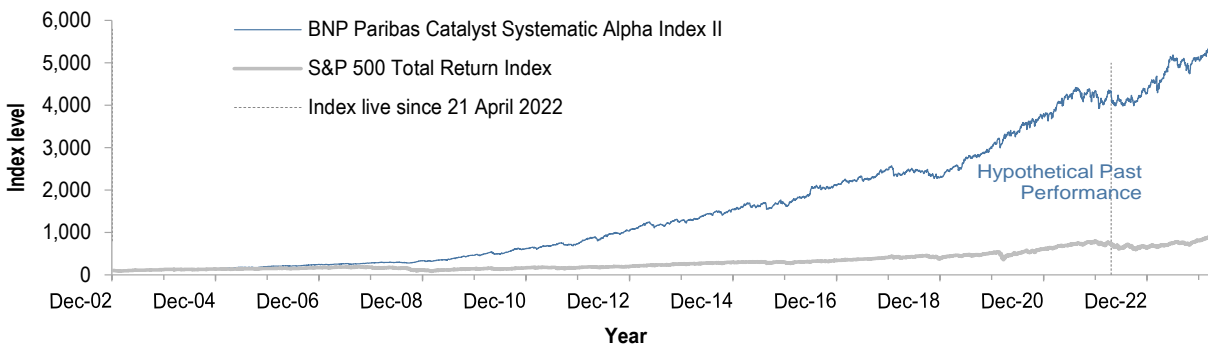
Index level and portfolio weightings (actual and hypothetical simulations)

The charts and tables below show an analysis of the hypothetical and historical levels of the BNP Paribas CASA Index II. The BNP Paribas CASA Index II was launched on 21 April 2022.

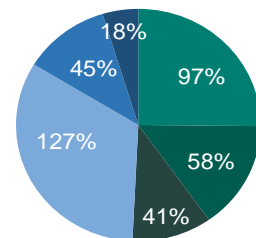
INDEX RETURN SUMMARY						
	YTD	1Y	3Y	5Y	10Y	SINCE START
Ann. Return	8.13%	20.11%	11.80%	16.83%	15.34%	20.75%
Volatility	8.49%	9.64%	12.55%	12.50%	11.57%	11.10%
Sharpe Ratio	0.96	2.09	0.94	1.35	1.33	1.87
Max Drawdown	-1.47%	-8.52%	-11.06%	-11.06%	-11.68%	-11.68%

INDEX INFORMATION	
Bloomberg ticker	BNPXCASA Index
Calculation Agent	BNP Paribas Arbitrage SNC
Index Sponsor	BNP Paribas
Index Type	Excess Return
Weighting	Daily rebalancing
Index Launch Date	21 April 2022
Index Start Date	31 December 2002

INDEX LEVEL AND WEIGHTINGS - Actual and Hypothetically Simulated



3Y AVERAGE



- BNP Paribas Commodity Daily Dynamic Alpha Curve ex-Agriculture and Livestock ER Index
- BNP Paribas GALAXY G10 Excess Return USD Index
- BNP Paribas Dynamic Volatility Roll Down US Index
- BNP Paribas Multi Asset Diversified 5 Index
- BNP Paribas Enhanced Kinetis Money Market Excess Return USD Index
- BNP Paribas Intraday Trend US 2 Index

Sources: Bloomberg, BNP Paribas from 31 December 2002 to 28 March 2024. Past performance is not an indicator of future performance. The BNP Paribas CASA Index II is based on hypothetical Past Performance Data ("PPD") prior to the live date of 21 April 2022. Because the BNP Paribas CASA Index II did not exist prior to this date, all retrospective levels provided in the graph and table above are simulated and must be considered illustrative only. These simulations are the result of estimates made by BNP Paribas at a given moment on the basis of the parameters selected by BNP Paribas, certain assumptions that may or may not hold in future periods, of market conditions at this given moment and of historical data, which should not be used as guidance, in any way, of the future results of the BNP Paribas CASA Index II. The BNP Paribas CASA Index II levels are shown net of rebalancing fees, replication fees, and annual fees of the BNP Paribas CASA Index II and the BNP Paribas Index Components and their respective sub-components. Rebalancing fees will vary during different market conditions.

* BNP Paribas CASA Index II levels prior to Nov 2007 do not include all selected sub-indices and is not reflective of performance had all 6 BNP Paribas Index Components been available.

PERFORMANCE ANALYSIS*

Rolling Returns and Correlations (actual and hypothetical simulations)

The charts and tables below show an analysis of the hypothetical levels of the BNP Paribas CASA Index II. The BNP Paribas CASA Index II was launched on 21 April 2022. The prior performance shown is simulated.

MONTHLY PERFORMANCE SUMMARY - Actual and Hypothetically Simulated

	JAN	FEB	MAR	APR	MAY	JUN	JUL	AUG	SEP	OCT	NOV	DEC	BNP Paribas CASA Index	S&P 500 TR Index
2003	-0.81%	0.59%	-1.50%	4.06%	8.57%	-0.36%	-2.50%	0.84%	3.72%	1.90%	2.65%	1.22%	19.45%	28.68%
2004	3.27%	3.76%	1.07%	-3.51%	-0.48%	1.92%	0.25%	5.01%	1.01%	3.81%	4.74%	3.43%	26.76%	10.88%
2005	2.75%	1.09%	3.64%	3.05%	3.39%	6.35%	-1.57%	-1.69%	-0.74%	1.66%	4.89%	4.80%	30.91%	4.91%
2006	3.87%	1.59%	-0.16%	4.02%	-2.42%	0.95%	-1.27%	5.50%	3.71%	2.73%	0.80%	2.94%	24.32%	15.79%
2007	-1.82%	1.25%	0.01%	3.66%	2.46%	2.02%	-2.50%	0.46%	1.44%	2.10%	2.89%	2.11%	14.81%	5.49%
2008	1.80%	2.80%	-1.07%	-0.10%	1.37%	0.71%	-0.68%	-2.03%	-2.19%	4.67%	7.21%	4.84%	18.21%	-37.00%
2009	-3.51%	0.38%	4.83%	3.91%	2.05%	2.55%	5.87%	3.14%	4.84%	1.01%	6.34%	2.01%	38.49%	26.46%
2010	1.18%	2.77%	5.83%	6.44%	-8.65%	0.28%	3.09%	7.34%	5.67%	5.27%	-2.52%	4.41%	34.45%	15.06%
2011	1.73%	3.13%	-1.99%	7.16%	1.21%	-0.51%	3.27%	5.67%	-5.80%	2.13%	-2.27%	3.36%	17.66%	2.11%
2012	8.89%	5.37%	4.99%	1.13%	-6.47%	7.13%	5.46%	2.93%	2.48%	-1.46%	5.45%	0.30%	41.52%	16.00%
2013	3.86%	3.91%	4.42%	4.61%	-1.92%	-4.71%	3.44%	-2.27%	5.77%	4.25%	3.25%	-2.19%	24.03%	32.39%
2014	-3.50%	5.18%	1.23%	0.58%	5.07%	2.88%	-1.24%	4.99%	-0.25%	-0.99%	3.14%	2.02%	20.37%	13.69%
2015	1.10%	3.28%	3.05%	-2.14%	1.23%	-2.47%	5.73%	-8.21%	1.17%	6.46%	3.62%	-4.20%	7.86%	1.38%
2016	0.00%	5.91%	3.57%	-0.87%	2.05%	7.04%	4.93%	-1.38%	0.37%	-0.35%	1.09%	1.18%	25.74%	11.96%
2017	1.66%	5.15%	-1.51%	0.53%	1.50%	-1.09%	1.35%	0.71%	1.07%	5.11%	0.54%	1.58%	17.67%	21.83%
2018	1.64%	-5.91%	-0.42%	2.55%	0.88%	0.21%	0.81%	-1.15%	1.10%	-4.39%	-0.75%	-1.38%	-6.91%	-4.38%
2019	4.73%	1.74%	3.15%	2.40%	-2.57%	7.76%	2.86%	1.24%	-0.22%	2.23%	2.27%	1.07%	29.75%	31.49%
2020	3.33%	-3.00%	10.88%	0.58%	0.13%	0.54%	5.90%	0.02%	1.87%	-3.23%	5.60%	2.67%	27.38%	18.40%
2021	-4.04%	0.91%	7.09%	2.83%	3.57%	-0.28%	3.57%	1.05%	-5.57%	2.83%	-1.45%	3.18%	13.82%	28.71%
2022	-8.00%	1.16%	6.88%	-4.45%	-1.29%	0.08%	0.15%	1.22%	-2.85%	4.02%	4.38%	-1.70%	-1.30%	-18.11%
2023	6.55%	-0.08%	0.81%	2.55%	3.94%	5.44%	-0.90%	-1.27%	-1.87%	-2.78%	5.97%	-0.08%	19.21%	26.29%
2024	1.46%	1.87%	4.62%										8.13%	10.56%

Hypothetical Past Performance Data

ROLLING 36-MONTH HYPOTHETICAL RETURNS ANALYSIS

	BNP Paribas CASA Index II	S&P 500 TR Index	Bloomberg US Agg Bonds Index
Number of 36-Month Periods	4593	4591	4769
Avg. 36-Month Annual Return	21.40%	10.29%	2.26%
Best 36-Month Annual Return	38.53%	28.65%	9.81%
Worst 36-Month Annual Return	9.32%	-17.32%	-9.54%
StDev of 36-Month Returns	7.12%	8.02%	4.01%

CORRELATION WITH TRADITIONAL ASSET CLASSES

	(1)	(2)	(3)	(4)	(5)
BNP Paribas CASA Index II	1	0.26	0.24	0.43	0.14
S&P 500 TR Index (2)		1	0.90	0.51	-0.08
Russell 2000 Index (3)			1	0.47	-0.06
MSCI EAFE Index (4)				1	0.23
Bloomberg US Agg Bonds Index (5)					1

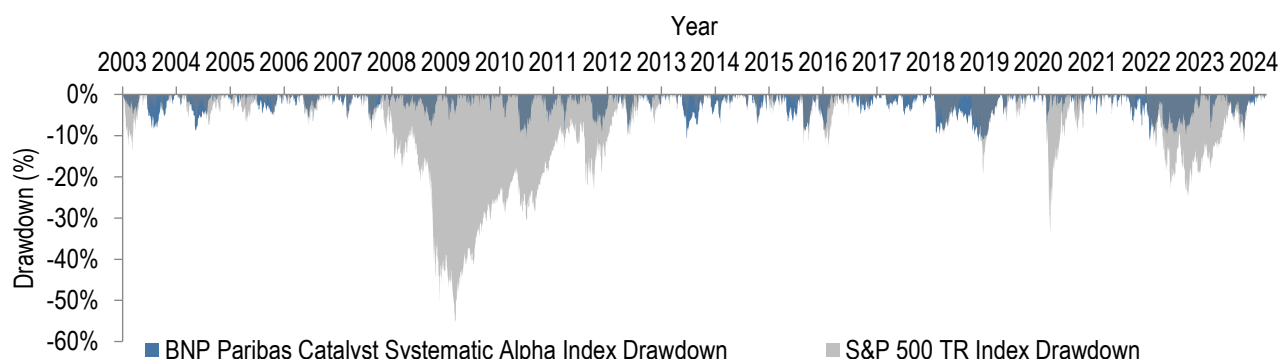
Sources: Bloomberg, BNP Paribas from 31 December 2002 to 28 March 2024. Past performance is not an indicator of future performance. The BNP Paribas CASA Index II is based on hypothetical Past Performance Data ("PPD") prior to the live date of 21 April 2022. Because the BNP Paribas CASA Index II did not exist prior to this date, all retrospective levels provided in the graph and table above are simulated and must be considered illustrative only. These simulations are the result of estimates made by BNP Paribas at a given moment on the basis of the parameters selected by BNP Paribas, certain assumptions that may or may not hold in future periods, of market conditions at this given moment and of historical data, which should not be used as guidance, in any way, of the future results of the BNP Paribas CASA Index II. The BNP Paribas CASA Index II levels are shown net of rebalancing fees, replication fees, and annual fees of the BNP Paribas CASA Index II and the BNP Paribas Index Components and their respective sub-components. Rebalancing fees will vary during different market conditions.

PERFORMANCE ANALYSIS*

Market Stress Scenarios (actual and hypothetical simulations)

The charts and tables below show an analysis of the hypothetical levels of the BNP Paribas CASA Index II. The BNP Paribas CASA Index II was launched on 21 April 2022. The prior performance shown is simulated.

DRAWDOWN COMPARISON VS S&P 500 TR INDEX - ACTUAL AND HYPOTHETICALLY SIMULATED



		2003	2004	2005	2006	2007	2008	2009	2010	2011	2012	2013	2014	2015	2016	2017	2018	2019	2020	2021	2022	2023	2024
BNP Paribas CASA Index II	Max. Drawdown	-8.4%	-9.0%	-5.2%	-5.6%	-8.3%	-7.8%	-6.4%	-10.7%	-9.1%	-10.1%	-10.9%	-7.2%	-9.3%	-4.9%	-5.4%	-11.7%	-5.0%	-7.3%	-7.4%	-9.4%	-8.5%	-1.5%
	Returns	19.4%	26.8%	30.9%	24.3%	14.8%	18.2%	38.5%	34.5%	17.7%	41.5%	24.0%	20.4%	7.9%	25.7%	17.7%	-6.9%	29.7%	27.4%	13.8%	-1.3%	19.2%	8.1%
S&P 500 TR Index	Max. Drawdown	-13.8%	-7.4%	-7.0%	-7.5%	-9.9%	-47.7%	-27.2%	-15.6%	-18.6%	-9.6%	-5.6%	-7.3%	-12.0%	-10.3%	-2.6%	-19.4%	-6.6%	-33.8%	-5.1%	-24.5%	-9.9%	-1.7%
	Returns	28.7%	10.9%	4.9%	15.8%	5.5%	-37.0%	26.5%	15.1%	2.1%	16.0%	32.4%	13.7%	1.4%	12.0%	21.8%	-4.4%	31.5%	18.4%	28.7%	-18.1%	26.3%	10.6%

WORST 8 QUARTERS FOR THE S&P 500 TR INDEX SINCE INCEPTION OF BNP Paribas CASA Index II

Period	Event	S&P 500 Index	BNPXCASA Index	Difference
2008-Q4	Bear Market U.S. Equities led by Financials	-21.94%	17.64%	39.59%
2020-Q1	Global Coronavirus Crisis	-19.60%	11.13%	30.73%
2022-Q2	Global inflation and interest rate shock	-16.10%	-5.60%	10.50%
2011-Q3	European Sovereign Debt Crisis / Global Growth Fears	-13.87%	2.79%	16.66%
2018-Q4	Geopolitical Risks / Slowdown in Growth & Confidence	-13.52%	-6.41%	7.11%
2010-Q2	Sovereign Debt Crisis	-11.43%	-2.49%	8.94%
2009-Q1	Continuing Bear Market U.S. Equities led by Financials	-11.01%	1.53%	12.55%
2008-Q1	Credit Crisis / Commodity Prices Rally	-9.44%	3.53%	12.98%

Sources: Bloomberg, BNP Paribas from 31 December 2002 to 28 March 2024. Past performance is not an indicator of future performance. The BNP Paribas CASA Index II is based on hypothetical Past Performance Data ("PPD") prior to the live date of 21 April 2022. Because the BNP Paribas CASA Index II did not exist prior to this date, all retrospective levels provided in the graph and table above are simulated and must be considered illustrative only. These simulations are the result of estimates made by BNP Paribas at a given moment on the basis of the parameters selected by BNP Paribas, certain assumptions that may or may not hold in future periods, of market conditions at this given moment and of historical data, which should not be used as guidance, in any way, of the future results of the BNP Paribas CASA Index II. The BNP Paribas CASA Index II levels are shown net of rebalancing fees, replication fees, and annual fees of the BNP Paribas CASA Index II and the BNP Paribas Index Components and their respective sub-components. Rebalancing fees will vary during different market conditions.

SELECTED RISKS AND CONSIDERATIONS

Associated with the Index

The BNP Paribas CASA Index II levels are based on the values of notional assets and liabilities.

The BNP Paribas CASA Index II only calculates the exposure to a dynamic, hypothetical portfolio that tracks the excess returns of the underlying components and is purely notional. There is no actual portfolio of assets to which any person makes any investment or has any ownership interest.

No recommendation.

BNP Paribas makes no recommendation as to the suitability for investment of the BNP Paribas CASA Index II or any products or strategies based partly or wholly on the BNP Paribas CASA Index II. You should reach a decision after careful consideration with your advisors.

The strategy or methodology of the BNP Paribas CASA Index II may not be successful

There can be no assurance that the strategy or methodology of the BNP Paribas CASA Index II will achieve its objectives or that the intended strategy of the BNP Paribas CASA Index II will outperform any alternative strategy that might be constructed from the BNP Paribas Index Components or any other assets.

The BNP Paribas CASA Index II level may differ from the value of the BNP Paribas Index Components

The BNP Paribas CASA Index II does not have any direct or indirect ownership interest or rights in the BNP Paribas Index Components (or sub-components thereof). The BNP Paribas CASA Index II level may not reflect the return that may be achieved from an investment in one or more of the BNP Paribas Index Components.

The BNP Paribas CASA Index II and the BNP Paribas Index Components (and sub-components thereof) contain embedded fees

The BNP Paribas CASA Index II is subject to an annual fee of 0.30% per annum fee and a deduction for the cost of hypothetically implementing the weighted portfolio of BNP Paribas Index Components. As a result of these deductions, the levels of the BNP Paribas CASA Index II will be lower than would otherwise be the case if such fees were not included. Some of the BNP Paribas Index Components (and sub-components thereof) are also subject to a daily deduction of fixed and/or variable fees in connection with the related methodology. As a result of these deductions, the levels of the BNP Paribas Index Components will be lower than would otherwise be the case if such fees were not included. Because the BNP Paribas CASA Index II is linked to the performance of the weighted portfolio of six BNP Paribas Index Components, any deduction of costs or fees from the levels of the BNP Paribas Index Components (and sub-components thereof) will lower the level of the BNP Paribas CASA Index II. The deductions of fees from the levels of the BNP Paribas Index Components are in addition to the deduction of fees from the level of the BNP Paribas CASA Index II and the cumulative effect of these deductions may be significant. The BNP Paribas CASA Index II will not appreciate unless the performance of the BNP Paribas Index Components is sufficient to offset the negative effects of the cumulative fees, and then only to the extent that the total return of the BNP Paribas Index Components is greater than the deducted amounts. As a result of these deductions, the level of the BNP Paribas CASA Index II may decline even if the total return of the BNP Paribas Index Components is positive.

The BNP Paribas CASA Index II has a very limited performance history

Calculation of the BNP Paribas CASA Index II began on 21 April 2022 (the "Launch Date"). Therefore, the BNP Paribas CASA Index II has a very limited performance history and no actual investment which allowed tracking of the performance of the BNP Paribas CASA Index II was possible before this date. The BNP Paribas CASA Index II performance data prior to the Launch Date has been retrospectively calculated using historical market data to the extent such data is available and the same methodology. Although the Index Sponsor believes that these retrospective calculations represent accurately and fairly how the BNP Paribas CASA Index II would have performed before the Launch Date, the BNP Paribas CASA Index II did not, in fact, exist before the Launch Date. Furthermore, the BNP Paribas CASA Index II Methodology was designed, constructed and tested

using historical market data and based on knowledge of factors that may have possibly affected their performance. The returns prior to the Launch Date were achieved by means of a retroactive application of such hypothetical index methodology designed with the benefit of hindsight. It is impossible to predict whether the BNP Paribas CASA Index II will rise or fall. The actual performance of the BNP Paribas CASA Index II may bear little relation to its retrospectively calculated performance.

The BNP Paribas CASA Index II and some of the BNP Paribas Index Components are subject to the potential use of leverage

The BNP Paribas CASA Index II and one or more of the BNP Paribas Index Components may use leverage to increase the notional exposure to certain components. When a component is leveraged, any movements in the levels of such component will result in greater changes in the level of the BNP Paribas CASA Index II or the BNP Paribas Index Component than if leverage were not used. In particular, the use of leverage will magnify any negative performance of the leveraged component, which, in turn, could adversely affect the level of the BNP Paribas CASA Index II and/or the BNP Paribas Index Component, as applicable.

The BNP Paribas CASA Index II may perform poorly during periods characterized by short-term volatility

The BNP Paribas CASA Index II's weight allocation strategy is based on recent historical volatility. Each day, the BNP Paribas CASA Index II will allocate a higher weight (up to a specified maximum) to the BNP Paribas Index Components that have exhibited near-term low volatility and a lower weight to the BNP Paribas Index Components that have exhibited near-term high volatility. The BNP Paribas CASA Index II's weight allocation strategy may be effective at identifying the current market direction in trending markets. However, in non-trending, sideways markets, such a strategy is subject to "whipsaws". A whipsaw occurs when the market reverses and does the opposite of what has recently occurred, resulting in a trading loss during the particular period. Consequently, the BNP Paribas CASA Index II may perform poorly in non-trending, "choppy" markets characterized by short-term volatility.

The BNP Paribas CASA Index II's weight allocation strategy is based on momentum investing. Momentum investing strategies are effective at identifying the current market direction in trending markets. However, in non-trending, sideways markets, momentum investment strategies are subject to "whipsaws". A whipsaw occurs when the market reverses and does the opposite of what is indicated by the trend indicator, resulting in a trading loss during the particular period. Consequently, the BNP Paribas CASA Index II may perform poorly in non-trending, "choppy" markets characterized by short-term volatility.

There are risks associated with an index methodology that attempts to replicate a momentum-based allocation strategy

One or more of the BNP Paribas Index Components is constructed using what is generally known as a momentum-based allocation strategy to construct its hypothetical portfolio of underlying components. A momentum-based allocation strategy generally seeks to capitalize on positive market price trends based on the supposition that such trends may continue. However, there is no guarantee that trends existing in a prior period will continue in the future. A momentum-based allocation strategy is different from a strategy that seeks long-term exposure to a hypothetical portfolio consisting of constant components with fixed weights. The BNP Paribas Index Component may fail to realize gains that could occur as a result of obtaining exposures to financial instruments that have experienced negative returns, but which subsequently experience a sudden spike in positive returns. As a result, if market conditions do not represent a continuation of prior observed trends, the level of the BNP Paribas Index Component, which is rebalanced based on prior trends, may decline.

One or more of the BNP Paribas Index Components will be synthetically short

One or more of the BNP Paribas Index Components' (and sub-components thereof) strategy is implemented by synthetically replicating a

SELECTED RISKS AND CONSIDERATIONS

Associated with the Index

“short” position on their component(s). Accordingly, such short position will not benefit from any positive price movements of such component(s) and may limit appreciation of the BNP Paribas Index Component notwithstanding appreciation of its component.

There is short exposure to some components of BNP Paribas Index Components and such exposure may result in a significant drop in the level of the BNP Paribas Index Components

Since one or more of the BNP Paribas Index Components’ (and sub-components thereof) synthetically replicates a short position on their component(s), a positive return on such component will have a negative impact on the level of the BNP Paribas Index Component. Accordingly, if the component posts significant positive returns, it may have a large negative impact on the level of the BNP Paribas Index Component. In addition, due to its short position on the component(s), the level of the BNP Paribas Index Component could potentially fall to zero without the value of the underlying component falling to zero.

One or more of the BNP Paribas Index Components is subject to volatility risk

One or more of the BNP Paribas Index Components aim to generate returns by gaining synthetic exposure to the spread between the implied and realized volatility of an underlying reference asset. If the realized volatility of such reference asset were to increase sharply, then the performance of the BNP Paribas Index Component may decrease significantly during such periods of high volatility.

One or more of the BNP Paribas Index Components may utilize a “long-short” strategy and be subject to additional risks

One or more of the BNP Paribas Index Components employs a technique generally known as a “long-short” strategy. This means the BNP Paribas Index Component may include both synthetic “long” positions and synthetic “short” positions. Unlike long positions, short positions are subject to unlimited risk of loss because there is no limit on the amount by which the price that the relevant asset may appreciate before the short position is closed. Short positions will not benefit from any positive price movements of the relevant sub-components and may limit appreciation of the BNP Paribas Index Component notwithstanding appreciation of the sub-component(s).

The level of carry calculated for some BNP Paribas Index Components may not be indicative of future performance

The BNP Paribas GALAXY G10 ER USD Index is designed to take positions in its components based on a calculation of the expected carry return on the currency pair underlying each component. Its methodology assigns weights to its components based on this calculation of carry, taking long positions in components associated with higher carry and short position in components associated with lower carry. The selection mechanism limits the number of currency pairs which may be selected. Certain currency pairs which are not selected based on these criteria may outperform some currency pairs which have been selected. There can be no assurance that currency pairs with higher carry will outperform currency pairs with lower carry. The strategy employed by the BNP Paribas GALAXY G10 ER USD Index may perform poorly during periods of higher risk aversion.

Components of some of the BNP Paribas Index Components may not reflect publicly available prices

The components of the BNP Paribas GALAXY G10 ER USD Index are intended to reflect the hypothetical present value of a simulated FX Forward. Such hypothetical present value is determined using a simplified valuation model developed by BNP Paribas or one of its affiliates that is not publicly available. The valuation model may produce results that may differ from calculations by other sources using the same market data.

The volatility of commodities prices may adversely affect some of the BNP Paribas Index Components

One or more of the BNP Paribas Index Components is comprised of commodities futures contracts. Commodities prices are highly

volatile and are affected by numerous factors in addition to economic activity. These include political events, weather, labor activity, direct government intervention, such as embargos, and supply disruptions in major producing or consuming regions. Those events tend to affect prices worldwide, regardless of the location of the event. Market expectations about these events and speculative activity also cause prices to fluctuate. These factors may adversely affect the performance of the BNP Paribas Index Components.

One or more of the BNP Paribas Index Components may be highly concentrated in one or more regions, industries or economic sectors

The BNP Paribas CASA Index II is designed to provide exposure to a diversified portfolio of assets, including a variety of asset classes and geographical regions. Exposure to any particular BNP Paribas Index Component may vary over time, and may be reduced to zero. As a result, the exposure of the BNP Paribas CASA Index II may be concentrated in one or more asset classes or geographic regions at any time. Such concentration may increase the risks that the price, value or level of other assets in these geographic regions, industries or economic sectors or the levels of the BNP Paribas Index Components may decline, thereby adversely affecting the BNP Paribas CASA Index II level.

For example, a financial crisis could erupt in a particular geographic region, industry or economic sector and lead to sharp declines in the currencies, equities markets and other asset prices in that geographic region, industry or economic sector, threatening the particular financial systems, disrupting economies and causing political upheaval. A financial crisis or other event in any geographic region, industry or economic sector could have a negative impact on some or all of the BNP Paribas Index Components and the BNP Paribas CASA Index II.

Risks relating to the futures markets may adversely affect some of the BNP Paribas Index Components

Some of the components (or sub-components thereof) of BNP Paribas Index Components are futures contracts. The prices of futures contracts may be affected by a number of factors, including but not limited to changes in supply and demand relationships, interest rates and governmental and regulatory policies. The policies of the exchanges on which the futures contracts trade may include certain trading restrictions, margin requirements and other requirements, which are subject to change and may have a negative impact on prices. Futures markets are subject to temporary distortions or other disruptions due to various factors, including lack of liquidity in the markets, participation of speculators, and government regulation and intervention. These factors and can cause the prices of futures contracts to be volatile and unpredictable, and may adversely impact the BNP Paribas Index Component.

Prices of futures contracts are subject to sudden changes and can change dramatically over short periods of time, even when they have been relatively stable for an extended period of time. Such changes may result in a dramatic decline in the level of the BNP Paribas Index Component.

Negative roll returns associated with futures contracts may adversely affect the performance of some of the BNP Paribas Index Components

Some of the components (or sub-components thereof) of BNP Paribas Index Components are futures contracts. Unlike common securities, futures contracts, by their terms, have stated expirations. As the futures contracts that comprise the BNP Paribas Index Component (or sub-component) approach expiration, they are synthetically replaced by a contract with a later expiration. Excluding other considerations, if prices are higher in the distant delivery months than in the nearer delivery months, the notional purchase of the futures contract with the later expiration date would take place at a price that is higher than the price of the futures contract that is expiring, thereby creating a negative “roll return.” Negative roll returns may adversely affect the level of the BNP Paribas Index Component (or sub-component) which in turn may have a negative effect on the BNP Paribas CASA Index II (or BNP Paribas

SELECTED RISKS AND CONSIDERATIONS

Associated with the Index

Index Component). Because of the potential effects of negative roll returns, it is possible for the level of the BNP Paribas Index Component (or sub-component) to decrease over time, even when the near-term or spot price of the underlying futures contract is stable or increasing.

Consistent trends in the performance of components of BNP Paribas Index Components may not be indicative of such future performance

One or more of the BNP Paribas Index Components is designed to track consistent trends in the performance of its components. The methodology for such BNP Paribas Index Component assigns weights to its components based on the performance of such components over a specified period in the past. There can be no assurance that performance trends existing in the past will continue in the future. The strategy employed by the BNP Paribas Index Component may perform poorly during non-trending periods or periods characterized by high volatility.

Actual volatility of the BNP Paribas Index Component may not equal the target volatility

One or more of the BNP Paribas Index Components may employ a volatility control mechanism with the objective of limiting the volatility of the level of such BNP Paribas Index Component. There can be no assurance that any particular volatility control mechanism will achieve its specific volatility target. There can be no assurance that the performance of any component of the BNP Paribas Index Component or the BNP Paribas Index Component will be below a specific volatility target at any point in time, or will remain below a specific volatility target in the future.

Volatility control may limit the performance of the BNP Paribas Index Component

A volatility control mechanism with the objective of maintaining a specified level of volatility may be employed by one or more of the BNP Paribas Index Components, which may reduce the weighting of the component(s) composed in such BNP Paribas Index Component. This mechanism may limit the performance of the BNP Paribas Index Component which in turn may limit the performance of the BNP Paribas CASA Index II. The expected volatility of the BNP Paribas Index Component may be estimated using historical volatility, which may not be indicative of future levels of volatility. There can be no assurance that a specified level of volatility will be achieved.

Historical volatility may be a poor indicator of future volatility

One or more of the BNP Paribas Index Components measures the expected risk of their respective components based on historical volatility. There can be no assurance that the historical volatility of such components will be indicative of future volatility. In addition, other potential measures of volatility may be more predictive of future volatility than historical volatility. As a result, the measure of expected risk used by the methodology of the BNP Paribas Index Component may be less accurate than other measures that could have been used.

The value or performance of the BNP Paribas Index Components may offset each other

Changes in value or return of the BNP Paribas Index Components may not correlate with each other. The impact on the BNP Paribas CASA Index II level of an increase in the value of one or more BNP Paribas Index Components may be reduced or offset by the decrease in value of other BNP Paribas Index Components.

Performance amongst the BNP Paribas Index Components comprising the BNP Paribas CASA Index II may become highly correlated from time to time, including, but not limited to, a period in which there is a substantial decline in the relevant markets. High correlation during periods of market decline may have a negative impact on the BNP Paribas CASA Index II. The correlation amongst BNP Paribas Index Components comprised in the BNP Paribas CASA Index II may change over time. Any historical trend in correlation amongst the BNP Paribas Index Components is not an indication of such correlation at any time in the future.

Publicly available information related to the BNP Paribas CASA Index II is limited

The BNP Paribas CASA Index II is a custom index developed by BNP Paribas, the Index Sponsor. There is limited information relating to the BNP Paribas CASA Index II that is publicly available. None of BNP Paribas, the Index Sponsor, the Index Calculation Agent, any market data provider or any other source is required to make information publicly available relating to the composition, method of calculation or rebalancing of the BNP Paribas CASA Index II unless otherwise agreed in writing or required by law. Additional information is available solely through the Index Sponsor and may be provided subject to certain restrictions. Only a limited amount of historical data exists with respect to the BNP Paribas CASA Index II. Use of the BNP Paribas CASA Index II or investment in any financial instrument or transaction that references the BNP Paribas CASA Index II may involve a greater risk than one or more indices with a more established performance record.

The BNP Paribas CASA Index II and the BNP Paribas Index Components may be subject to corrections

In the event that the Index Sponsor, the Index Calculation Agent or any of their affiliates becomes aware of any error, miscalculation or other discrepancy in the calculation of the BNP Paribas CASA Index II or any BNP Paribas Index Component, the Index Sponsor will determine if a correction is required, taking into consideration the source of the error and the impact on the level of the BNP Paribas CASA Index II. If a correction is to be made, the Index Calculation Agent will correct and republish the affected index level(s) in accordance with the rules for such index. In certain circumstances, corrections will not be made and the index level will remain uncorrected. The Index Sponsor and the Index Calculation Agent shall have no liability for any loss arising from or related to any such error or miscalculation.

The BNP Paribas CASA Index II is an excess return index

The BNP Paribas CASA Index II is an "Excess Return" index, and reflects the performance of the BNP Paribas Index Components, which require little or no cash to obtain the economic exposure and risk that is the objective of the BNP Paribas CASA Index II. The level of the BNP Paribas CASA Index II does not reflect interest from cash instruments or other related returns that might be realized when obtaining the performance of an index that would require a cash investment equal to the value of the BNP Paribas CASA Index II.

BNP Paribas Arbitrage SNC, an affiliate of the Index Sponsor of the BNP Paribas CASA Index II, BNP Paribas, is the Index Calculation Agent who is responsible for calculating the levels of the BNP Paribas CASA Index II

The policies and calculations for which the Index Calculation Agent is responsible could have an impact, positive or negative, on the level of the BNP Paribas CASA Index II. BNP Paribas and its affiliates are under no obligation to consider your interest as an investor in a product linked to the BNP Paribas CASA Index II.

Legal and regulatory regimes may affect the BNP Paribas CASA Index II or the BNP Paribas Index Components

The BNP Paribas CASA Index II and the BNP Paribas Index Components (and sub-components thereof) are subject to legal and regulatory regimes in various regions and, in some cases, in other countries that may change in ways that could negatively affect the BNP Paribas CASA Index II or the BNP Paribas Index Components. Changes to the applicable legal or regulatory regimes may have a negative impact on the BNP Paribas CASA Index II level and/or the value of any transactions that reference the BNP Paribas CASA Index II.

The BNP Paribas Index Components (and sub-components thereof) that are traded on one or more public exchanges are subject to the rules of the relevant exchange. Such rules may be changed or revised in a manner that adversely affects the BNP Paribas Index Components and may adversely affect the BNP Paribas CASA Index II.

IMPORTANT INFORMATION

Legal Notice: This document is **CONFIDENTIAL AND FOR DISCUSSION PURPOSES ONLY**; it constitutes a marketing communication and has been prepared by a Sales and Marketing function within BNP Paribas and/or its subsidiaries or affiliates (collectively "we" or "BNP Paribas"). As confidential document it is submitted to selected recipients only and it may not be available (in whole or in part), reproduced or delivered or transmitted to any other person (other than to your professional advisers) without BNP Paribas' written consent. Neither the information nor any opinion contained in this material constitutes a recommendation, solicitation or offer by BNP Paribas or its affiliates to buy or sell any security, futures contract, options contract, derivative instrument, financial instrument, nor shall it be deemed to provide investment, tax, legal, accounting or other advice and has no fiduciary duty towards recipients. To the extent that any transaction is subsequently entered into between the recipient and BNP Paribas, such transaction will be entered into upon such terms as may be agreed by the parties in the relevant documentation.

The information contained in this document has been obtained from sources believed to be reliable, but there is no guarantee of the accuracy, completeness or suitability for any particular purpose of such information or that such information has been independently verified by BNP Paribas or by any person. None of BNP Paribas, its members, directors, officers, agents or employees accepts any responsibility or liability whatsoever or makes any representation or warranty, express or implied, as to the accuracy or completeness of the information, or any opinions based thereon, contained in this document. This material should neither be regarded as comprehensive nor sufficient for making decisions, nor should it be used in place of professional advice. You should consult your own advisors about any products or services described herein in order to evaluate the merits, suitability, and financial, legal, regulatory, accounting and tax issues raised by any investment and should not rely on BNP Paribas or its affiliates for this. Additional information may be provided on request, at our discretion. This material is only intended to generate discussions regarding particular instruments and investments and is subject to change, or may be discontinued, without notice.

Any scenarios, assumptions, historical or simulated performances, indicative prices or examples of potential transactions or returns are included for illustrative purposes only. Investors may get back less than they invested. BNP Paribas gives no assurance that any favorable scenarios described are likely to happen, that it is possible to trade on the terms described herein or that any potential returns illustrated can be achieved. This document is current as at the date of its production and BNP Paribas is under no obligation to update or keep current the information herein. Certain strategies and/or potential transactions discussed in this document may involve the use of derivatives which may be complex in nature and may give rise to substantial risks, including the risk of total or partial loss of any investment or losses without limitation and which should only be undertaken by those with the requisite knowledge and experience. BNP Paribas makes no representation and gives no warranty as to the results to be obtained from any investment, strategy or transaction, or as to whether any strategy, security or transaction described herein may be suitable for recipients' financial needs, circumstances or requirements. Recipients must make their own assessment of strategies, securities and/or potential transactions detailed herein, using such professional advisors as they deem appropriate. BNP Paribas accepts no liability for any direct or consequential losses arising from any action taken in connection with or reliance on the information contained in this document even where advised of the possibility of such losses.

As an investment bank with a wide range of activities, BNP Paribas may face conflicts of interest and you should be aware that BNP Paribas and/or any of its affiliates may be long or short, for their own account or as agent, in investments, transactions or strategies referred to in this document or related products before the material is published to clients and that it may engage in transactions in a manner inconsistent with the views expressed in this document, either for their own account or for the account of their clients. Additionally, BNP Paribas may have acted as an investment banker or may have provided significant advice or investment services to companies or in relation to investments mentioned in this document. The information in this document is not intended for distribution to, or use by, any person or entity in any jurisdiction where (a) the distribution or use of such information would be contrary to law or regulations, or (b) BNP Paribas or a BNP Paribas affiliate would become subject to new or additional legal or regulatory requirements. Persons in possession of this document should inform themselves about possible legal restrictions and observe them accordingly. In no circumstances shall BNP Paribas or its affiliates be obliged to disclose any information that it has received on a confidential basis or to disclose the existence thereof. If you have a contractual relationship with a BNP Paribas affiliate that extends to products and services referenced in this material, the communications made hereby are, and shall be deemed made, as the context may require, by such entity.

One or more of the Indices described in this document are custom indices created by BNP Paribas (each, an "Index"). Each Index is the exclusive property of BNP Paribas (the "Index Sponsor"). BNP Paribas or one of its affiliates may play multiple roles with respect to the Index, including but not limited to Index Calculation Agent (the "Index Calculation Agent"). The Index Sponsor and the Index Calculation Agent do not guarantee the accuracy and/or completeness of the composition, calculation, publication and adjustment of any Index, any data included therein, or any data from which it is based, and the Index Calculation Agent and the Index Sponsor shall have no liability for any errors, omissions, or interruptions therein. The Index Calculation Agent and the Index Sponsor make no warranty, express or implied, as to results to be obtained from the use of any Index. The Index Calculation Agent and the Index Sponsor make no express or implied warranties, and expressly disclaim all warranties of merchantability or fitness for a particular purpose or use with respect to any Index or any data included therein. Without limiting any of the foregoing, in no event shall the Index Calculation Agent and the Index Sponsor have any liability for any special, punitive, indirect, or consequential damages (including lost profits), even if notified of the possibility of such damages.

BNP PARIBAS HAS DEVELOPED, MAINTAINS AND IS THE SOLE PARTY RESPONSIBLE FOR THE METHODOLOGY THAT IS EMPLOYED IN CONNECTION WITH THE INDEX. PROSPECTIVE INVESTORS ARE ADVISED TO MAKE AN INVESTMENT IN ANY PRODUCT ONLY AFTER CAREFULLY CONSIDERING THE RISKS ASSOCIATED WITH INVESTING IN SUCH PRODUCT, AS DETAILED IN AN OFFERING MEMORANDUM OR SIMILAR DOCUMENT THAT IS PREPARED BY OR ON BEHALF OF THE ISSUER OF THE PRODUCT OR THE INDEX SPONSOR.

Neither BNP Paribas, persons connected with it, affiliates of BNP Paribas, nor any of their respective directors, partners, officers, employees or representatives accepts any liability whatsoever (including in negligence) for any direct or consequential loss arising from any use of these materials or their content even where advised of the possibility of such losses; any of the foregoing may, from time to time act as manager, co-manager or underwriter of a public offering or otherwise, in the capacity of principal or agent, deal in, hold or act as market makers or advisors, brokers or commercial and/or investment bankers in relation to the securities and derivatives that are discussed herein.

BNP Paribas may be a party to an agreement with any person relating to the production of this document. BNP Paribas may to the extent permitted by law, have acted upon or used the information contained herein or in the document, or the analysis on which it was based, before the document was published. BNP Paribas may receive or intend to seek compensation for investment banking services in the next three months from or in relation to any person mentioned in this document. Any person mentioned in this document may have been provided with relevant sections of this document prior to its publication in order to verify its factual accuracy.

In the event that we were to enter into a transaction with you, we will do so as principal (and not as agent or in any other capacity, including, without limitation, as your fiduciary, advisor or otherwise). Only in the event of a potential transaction will an offering document be prepared, in which case, you should refer to the prospectus or offering document relating to the above potential transaction which includes important information, including risk factors that relate to an investment in the product(s) described herein or in the document.

This document is intended only for those defined under U.S. securities laws as "institutional investors" and/or "major institutional investors". Securities transactions with BNP Paribas that result from the provision of this document will be effected by or through BNP Paribas Securities Corp., a U.S. registered broker-dealer and member of FINRA, the New York Stock Exchange and other principal exchanges. Securities products offered by BNP Paribas Securities Corp. are not FDIC insured, are not bank deposits nor bank guaranteed, and are subject to investment risk, including possible loss of the principal invested.

BNP Paribas is incorporated in France with Limited Liability. Registered Office 16 boulevard des Italiens, 75009 Paris.

For country-specific disclaimers (United States, Canada, United Kingdom, France, Germany, Belgium, Ireland, Italy, Netherlands, Portugal, Spain, Switzerland, Brazil, Turkey, Israel, Bahrain, South Africa, Australia, China, Hong Kong, India, Indonesia, Japan, Malaysia, Singapore, South Korea, Taiwan, Thailand, Vietnam) please type the following URL to access our legal notices:

https://globalmarkets.bnpparibas.com/gm/home/20191111_Markets_360_Country_Specific_Notices.pdf

Some or all of the information contained in this document may already have been published on MARKETS 360™ Portal

© BNP Paribas, All Rights Reserved.

IMPORTANT INFORMATION

BNP Paribas Securities Corp. (the "Company") relies on the International Dealer Exemption pursuant to National Instrument 31-103 Registration Requirements, Exemptions and Ongoing Registrant Obligations in Canada. To the extent that you have an account with the Company or deal with representatives of the Company, please note that:

- (i) the Company is not registered in Canada to trade in securities;
- (ii) the Company's jurisdiction of residence is the United States of America;
- (iii) all or substantially all of the assets of the Company may be situated outside of Canada;
- (iv) there may be difficulty enforcing legal rights against the Company because of the above; and
- (v) the names and addresses of the Company's agents for service of process in the local jurisdictions may be obtained upon request.

THIS DOCUMENT IS CONFIDENTIAL AND IS BEING SUBMITTED TO SELECTED RECIPIENTS ONLY WHO QUALIFY, AS REQUIRED UNDER APPLICABLE LAW IN CANADA, AS CANADIAN PERMITTED CLIENTS, QUALIFIED PARTIES OR ACCREDITED COUNTERPARTIES.

Any offer or sale of securities described herein in Canada will be made only under an exemption from the requirements to file a prospectus with the relevant Canadian securities regulators and only by a dealer properly registered under applicable laws or, alternatively, pursuant to an exemption from the dealer registration requirement in the relevant province or territory of Canada in which such offer or sale is made. No securities commission or similar regulatory authority in Canada has reviewed or in any way passed judgment upon these materials, the information contained herein, or the merits of any securities described herein, if any.

This particular section applies to recipients who are located within or otherwise represent or are connected to and doing business within Canada. In the event of a direct conflict or inconsistency between the presentation and this section, this section will prevail to supplement the above as it applies to Canada, and shall be interpreted to supplement and not restrict the application of the above to the fullest extent possible. BNP Paribas is incorporated in France with limited liability (registered office: 16 boulevard des Italiens, 75009 Paris, France, 662 042 449 RCS Paris) and is established in various jurisdictions. It operates in Canada as a Schedule III Bank (under the Bank Act (Canada)), and equally under an International Dealer Exemption as applicable in various Canadian provinces. In Canada, it has a Quebec office located at 2001, Robert-Bourassa Blvd, Montreal, QC, H3A 2A6, and an Ontario office located at 155 Wellington Street West, Suite 3110, Toronto, ON, M5V 3H1. For recipients located in Quebec, upon receipt of this presentation, each recipient hereby confirms that it has expressly requested that it be drawn up in the English language only. Pour les résidents du Québec, par la réception de cette présentation, chaque destinataire confirme par les présentes qu'il a expressément exigé que celle-ci soit rédigée en anglais seulement.

THIS PRESENTATION IS CONFIDENTIAL AND IS BEING SUBMITTED TO SELECTED RECIPIENTS ONLY WHO QUALIFY, AS REQUIRED UNDER APPLICABLE LAW IN CANADA, AS CANADIAN PERMITTED CLIENTS (as defined in Section 1.1 of National Instrument 31-103 Registration Requirements, Exemptions and Ongoing Registrant Obligations, "NI 31-103") OR AS QUALIFIED PARTIES (as defined in the Alberta Securities Commission Blanket Order 91-507, or its successive blanket order or its equivalent as applicable to another Canadian province in which the recipient is resident) OR AS ACCREDITED INVESTORS (as defined in Section 1.1 of National Instrument 45-106 Prospectus and Registration Exemptions, or, if resident in Ontario, Section 73.3(1) of the Securities Act (Ontario)) OR AS ACCREDITED COUNTERPARTIES (if resident in Quebec as defined in Section 3 of the Quebec Derivatives Act, chapter I-14.01 or its equivalent as applicable to another Canadian province in which the recipient is resident) - all the above National Instruments, Blanket Order and Acts specified in this paragraph collectively, the "Specific Canadian Texts".

Financial instruments of the type described herein may involve a high degree of risk and their value may be highly volatile. Such risks may include, without limitation: (i) variations in interest rates, exchange rates, correlation, prices or levels of securities, commodities, funds and/or indices, indicators of creditworthiness or perceived creditworthiness of one or more underlying entities; (ii) default or insolvency of one or more underlying entities; (iii) adverse or unanticipated market events or developments, political developments or adverse corporate events involving an underlying security or entity; (iv) risk of illiquidity; (v) sovereign risk; and (vi) legal risk. In addition, where a transaction involves leverage, it must be recognized that whilst leverage presents opportunities to increase profit, it also has the effect of potentially increasing losses and doing so in a relatively short period of time. Such losses may significantly diminish the performance of the transaction or result in loss for you. You may be required to post margin or collateral at levels consistent with the internal policies of BNP Paribas. The risk of loss in trading derivatives can be substantial and, accordingly, derivatives are not suitable for every person.

BNP Paribas Securities Corp. relies on the International Dealer Exemption pursuant to National Instrument 31-103 Registration Requirements, Exemptions and Ongoing Registrant Obligations in Canada. To the extent that you have an account with BNP Paribas Securities Corp. or deal with representatives of BNP Paribas Securities Corp., please note that: (i) BNP Paribas Securities Corp. is not registered in Canada to trade in securities; (ii) BNP Paribas Securities Corp.'s jurisdiction of residence is the United States of America; (iii) all or substantially all of the assets of BNP Paribas Securities Corp. may be situated outside of Canada (iv) there may be difficulty enforcing legal rights against BNP Paribas Securities Corp. because of the above; and (v) the names and addresses of BNP Paribas Securities Corp.'s agents for service of process in the local jurisdictions may be obtained upon request.

IMPORTANT INFORMATION

Associated with the Index

The BNP Paribas Catalyst Systematic Alpha Index II (the "BNP Paribas CASA Index II") is the exclusive property of BNP Paribas or one of its affiliates (BNP Paribas and its affiliates are hereinafter called "BNPP") and is determined, composed and calculated by BNPP. "BNP", "BNPP", "BNP Paribas", "BNP Paribas Catalyst Systematic Alpha Index II", and "BNPP CASA Index II" (collectively, the "BNPP Marks") are trademarks or service marks of BNP Paribas.

The BNP Paribas CASA Index II is the exclusive property of BNP Paribas (the "Index Sponsor"). BNP Paribas Arbitrage SNC (the "Index Calculation Agent") and the Index Sponsor do not guarantee the accuracy and/or completeness of the composition, calculation, publication and adjustment of the BNP Paribas CASA Index II, any data included therein, or any data from which it is based, and the Index Calculation Agent and the Index Sponsor shall have no liability for any errors, omissions, or interruptions therein. The Index Calculation Agent and the Index Sponsor make no warranty, express or implied, as to results to be obtained from the use of the BNP Paribas CASA Index II. The Index Calculation Agent and the Index Sponsor make no express or implied warranties, and expressly disclaim all warranties of merchantability or fitness for a particular purpose or use with respect to the BNP Paribas CASA Index II or any data included therein. Without limiting any of the foregoing, in no event shall the Index Calculation Agent and the Index Sponsor have any liability for any special, punitive, indirect, or consequential damages (including lost profits), even if notified of the possibility of such damages.

BNP PARIBAS HAS DEVELOPED, MAINTAINS AND IS THE SOLE PARTY RESPONSIBLE FOR THE METHODOLOGY THAT IS EMPLOYED IN CONNECTION WITH THE BNP PARIBAS CASA INDEX II. PROSPECTIVE INVESTORS ARE ADVISED TO MAKE AN INVESTMENT IN ANY PRODUCT ONLY AFTER CAREFULLY CONSIDERING THE RISKS ASSOCIATED WITH INVESTING IN SUCH PRODUCT, AS DETAILED IN A PROSPECTUS OR SIMILAR DOCUMENT THAT IS PREPARED BY OR ON BEHALF OF THE ISSUER OF THE PRODUCT OR THE INDEX SPONSOR.

BNP Paribas may license the BNP Paribas CASA Index II to one or more companies (each, a "Company") for use in a product offered or issued by the Company. The products are not, in whole or in part, sponsored, structured, priced, endorsed, offered, sold, issued or promoted by BNP Paribas or any of its affiliates, or any third party licensor of information to BNP Paribas. BNP Paribas reserves the right to amend or adjust the BNP Paribas CASA Index II methodology from time to time and accepts no liability for any such amendment or adjustment. BNP Paribas is not under any obligation

to continue the calculation, publication or dissemination of the BNP Paribas CASA Index II and accepts no liability for any suspension or interruption in the calculation thereof. Neither BNP Paribas nor any of its affiliates accepts any liability in connection with the publication or use of the level of the BNP Paribas CASA Index II at any given time.

BNP Paribas may enter into derivative transactions or issue financial instruments (the "Index Products") linked to the BNP Paribas CASA Index II. The BNP Paribas CASA Index II Products are not in any way sponsored, endorsed, sold or promoted by the sponsor of any index component (or sub-component thereof) which may comprise the BNP Paribas CASA Index II (the "Underlying Index") that is not affiliated with BNP Paribas (each such sponsor, an "Underlying Index Sponsor"). The Underlying Index Sponsors make no representation whatsoever, whether express or implied, either as to the results to be obtained from the use of the relevant Underlying Index and/or the levels at which the relevant Underlying Index stands at any particular time on any particular date or otherwise. No Underlying Index Sponsor shall be liable (whether in negligence or otherwise) to any person for any error in the relevant Underlying Index and the relevant Underlying Index Sponsor is under no obligation to advise any person of any error therein. None of the Underlying Index Sponsors makes any representation whatsoever, whether express or implied, as to the advisability of purchasing or investing in, or assuming any risk in connection with, the BNP Paribas CASA Index II Products. BNP Paribas shall have no liability to any party for any act or failure to act by any Underlying Index Sponsor in connection with the calculation, adjustment or maintenance of the relevant Underlying Index and have no affiliation with or control over any Underlying Index or the relevant Underlying Index Sponsor or the computation, composition or dissemination of any Underlying Index. Although BNP Paribas will obtain information concerning each Underlying Index from publicly available sources that it believes reliable, it will not independently verify this information. Accordingly, no representation, warranty or undertaking (express or implied) is made and no responsibility is accepted by BNP Paribas as to the accuracy, completeness and timeliness of information concerning any Underlying Index.

BNP Paribas may act in a number of different capacities in relation to the BNP Paribas CASA Index II and/or products linked to the BNP Paribas CASA Index II, which may include, but not be limited to, acting as hedging counterparty, index sponsor and/or index calculation agent.

© BNP Paribas. All rights reserved.

For additional information

PLEASE CONTACT

BNPP.CASA.INDEX@US.BNPPARIBAS.COM

FIND US

CASAINDEX.BNPPARIBAS.COM



BNP PARIBAS

The bank
for a changing
world